

Ellerston Asian Investments Limited (ASX: EAI)

March 2021, Performance Report

Key Information

Listing Date ^{^^}	4 September 2015
NTA (before tax)*	\$1.3048
NTA (after realised tax) [^]	\$1.2586
NTA (after tax)**	\$1.2435
Share Price at 31/03/21	\$1.16
EAI Market Capitalisation	\$152.9 Million
Average Management Fee	0.82%
Performance Fee	15%

* NTA (before tax) – Includes taxes that have been paid.

[^] NTA (after realised tax) - Includes a provision for tax on realised gains from the Company's Investment Portfolio.

** NTA (after tax) - Includes any tax on unrealised gains and deferred tax.



Performance Summary

Performance	1 Month	3 Months	6 Months	1 Year	3 Year	Since Inception ^{^^} (p.a.)
Net [^]	-1.71%	2.18%	9.28%	21.68%	8.37%	8.64%
Benchmark*	-1.05%	3.80%	14.06%	23.88%	6.67%	9.36%
Alpha	-0.66%	-1.62%	-4.79%	-2.19%	1.70%	-0.73%

[^] The net return figure is calculated before all tax provisions, after fees & expenses, includes the effects of the share buyback, and excluding the effects of option exercise dilution. Past performance is not a reliable indication of future performance

*MSCI Asia ex Japan (non-accumulation) (AUD)

Portfolio Commentary

Ellerston Asian Investments (EAI) was down -1.71% (net) during March versus the benchmark which was down -1.05%. Financial year to date in 2021, EAI is up 17.68%.

Ellerston Asian Investments aim is to have a sustainable dividend policy based on multiple years of profit reserves. A 2.5 cent fully franked dividend per share was paid on April 7, 2021, which is in line with the 2.5 cent fully franked dividend per share paid in October 2020.

As at the end of March 2021, EAI's dividend profit reserve was approximately 16.7 cents per share (after the 2.5 cent, April 7, 2021 div. inclusive).

Market Outlook:

Markets were volatile in March and lacked clear direction. This is attributed to investors switching between growth and value, and switching between the reopening/reclosing plays. The volatility caused by the unwind of Archegos Capital had limited impacts for EAI, but it did have significant repercussions for many global investors and investment banks.

GROWTH VS VALUE: IS LARGE CAP TECH THE NEW VALUE?

Previously we wrote about rising US rates and the implications for a taper tantrum 2.0. During March, the yield on the US 10 year rose from 1.4% to 1.75% which fuelled strong price performance in our rate sensitive stocks like Shinhan Financial (up 13.7% during the month) and DBS (up 8.1% during the month).

Near the end of the month, and certainly into early April, there has been some rotation back into growth names in the technology sector. This comes as the US 10 year yield has retreated back to approximately 1.6% and Fed Chairman Powell has made it clear that rates will continue to be low until the US economy is fully recovered, likely sometime in 2023.

These rotations and reversals could drive a less focused investor crazy. We are staunch growth investors as we maintain the view that Asia remains the best structural growth region in the world today. We also believe that investors need to rethink the labels "growth" and "value." In the past, value has simply meant low PE. But is it really value to buy highly indebted, asset heavy, ex growth stocks just because they have a low PE? Our back testing of stocks in Asia shows that 1x PEG ratio is an attractive level to buy stocks across countries and sectors.

Let's take Tencent and Baidu for example. Tencent is trading on 26x forward PE with an earnings CAGR of ~23%, for a PEG ratio of just over 1x. Baidu, the Google of China, is trading on only 18x forward PE with a 20% EPS CAGR for a PEG of less than 1x. By contrast, the MSCI Asia ex Japan Materials Index is trading at 14x forward PE with an earnings CAGR of mid-single digit, for a PEG of over 2x. So which is true "value"? We are sticking with high quality growth companies in Asia.

COVID UPDATE: REOPENING AND RECLOSING PLAYS

The other rotational factor in markets this month was the vacillation between reopening and reclosing plays. It has long been our view that the vaccine roll out globally, and particularly in developing countries, is going to take a lot longer and encounter many more logistical and execution hurdles than previously thought. The fact that there are groups of stocks that are now considered "reclosing" plays suggests that this is indeed the case.

By early April, a number of countries globally have gone back into some sort of lock down. Germany and France are both back into lockdown (the third for France). In Asia, Hong Kong re-entered a short lock down and strict quarantine measures during March and the Indian state of Maharashtra (home to Mumbai) has shut non-essential businesses until April 30.

We have been hesitant to invest in any reopening plays for the reason stated above. Reclosing plays are to some extent the online businesses we own anyway, so we have not made any specific changes to the portfolio to accommodate the risk of further intermittent lock downs. We continue to watch the COVID situation with vigilance as lock downs continue, but the fiscal support to counter the negative impacts of these lock downs is waning.

IPO PIPELINE

The IPO pipeline in Asia continues to be robust. In the last 6 months we have participated in four IPOs, JD Health, Kuaishou, Tuya and Cloopen. Some of these stocks have since exited the portfolio and some are still investments but our average return on these IPOs is over 100%. We have a disciplined approach to IPOs and all deals that we invest in must meet the same investment criteria outlined in our investment process with the same level of deep dive analysis. As such, we have also passed on a number of deals including Linklogis, Coupang, Zhihu, Smart Share Global and Bairong. In the pipeline for the next few weeks is NTL, a technology oriented microfinance players in Thailand, and Beerco, a Singapore listing of ASEAN beer assets (primarily Vietnam). Tencent backed digital health platform WeDoctor has also filed its listing application with the Hong Kong Stock Exchange.

The pipeline in India is strong although many of the listings are below our target market cap range. The listing of India's InMobi (estimated valuation of ~\$12b) in the US is an exception. We remain excited about the Asian IPO pipeline and also maintain our high overweight position in Hong Kong Exchange as a key beneficiary of this trend.

PERFORMANCE

In March, Singapore was by far the largest country contributor to alpha while Taiwan was the largest detractor. Financials was the largest sector contributor to alpha while IT was the largest detractor. JSW Steel, Shinhan Financial Group and the Singapore banks (DBS, OCBC and UOB) were the largest single stock contributors to alpha, while our position in A share Longi Green was the largest detractor. We have since exited our position in Longi Green.

As always, if you have any questions regarding any aspect of Ellerston Asia or the portfolio, please feel free to contact us at info@ellerstoncapital.com.

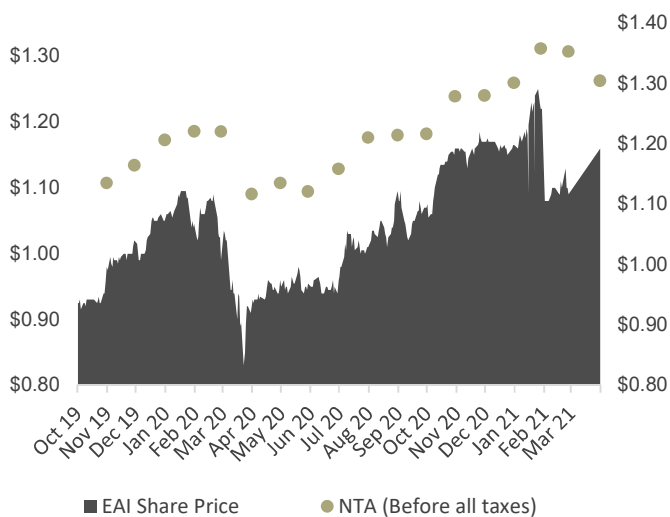
Kind regards,
Mary Manning

Portfolio Characteristics

Top 10 Holdings

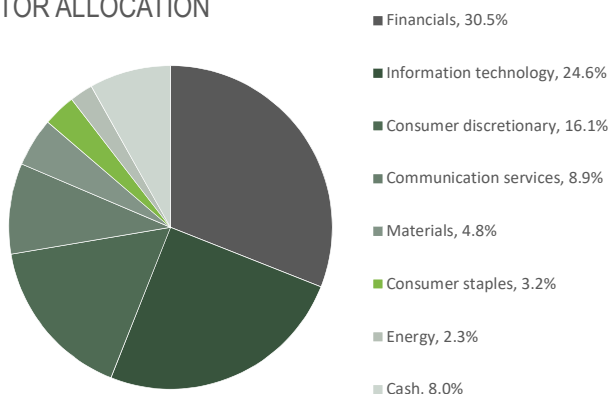
Taiwan Semiconductor Manufacturing	8.33%
Alibaba Group Holding	8.16%
Samsung Electronics	6.93%
Tencent Holdings	6.71%
Hong Kong Exchanges & Clearing	3.70%
DBS Group Holdings	3.65%
United Overseas Bank	3.56%
OCBC Ltd	3.53%
Ping An Insurance	3.04%
China Construction Bank Corp	2.83%

EAI SHARE PRICE VS NTA

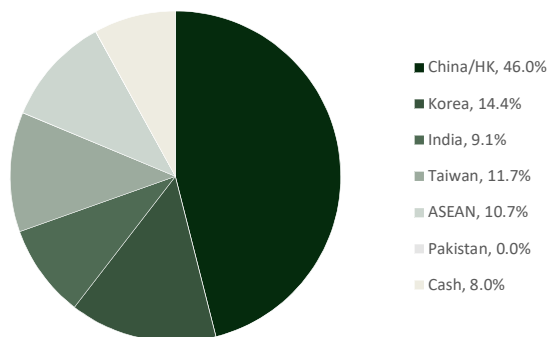


Source: Ellerston Capital

SECTOR ALLOCATION



GEOGRAPHIC ALLOCATION



Contact Us Sydney

Level 11, 179 Elizabeth Street,
Sydney, NSW 2000
+612 9021 7701
info@ellerstoncapital.com

Melbourne

Level 4, 75-77 Flinders Lane,
Melbourne, VIC 3000
+612 9021 7701
info@ellerstoncapital.com

Find out more

All holding enquiries should be directed to our register, Link Market Services on **1300 551 627** or **EAI@linkmarketservices.com.au**

Should investors have any questions or queries regarding the Fund, please contact our Investor Relations team on **02 9021 7701** or **info@ellerstoncapital.com** or visit us at **ellerstoncapital.com**

This report has been prepared for Ellerston Asian Investments Limited by the investment manager Ellerston Capital Limited ABN 34 110 397 674 AFSL No. 283 000. Any information has been prepared for the purpose of providing general information only, without taking account of any particular investor's objectives, financial situation or needs. It is not an offer or invitation for subscription or purchase, or a recommendation of any financial product and is not intended to be relied upon by investors in making an investment decision. Past performance is not a reliable indicator of future performance. To the extent any general financial product advice is provided in this document, it is provided by Ellerston Capital Limited ABN 34 110 397 674 AFSL No. 283 000. An investor, before acting on anything that he or she construes as advice, should consider the appropriateness of such construction and advice having regard to their objectives, financial situation or needs.

The Certification Symbol signifies that a product or service offers an investment style that takes into account environmental, social, governance or ethical considerations. The Symbol also signifies that Ellerston Asian Investments (EAI) adheres to the strict disclosure practices required under the Responsible Investment Certification Program for the category of Product Provider. The Certification Symbol is a Registered Trade Mark of the Responsible Investment Association Australasia (RIAA). Detailed information about RIAA, the Symbol, EAI's methodology, performance and stock holdings can be found at www.responsibleinvestment.org, together with details about other responsible investment products certified by RIAA.¹

¹ The Responsible Investment Certification Program does not constitute financial product advice. Neither the Certification Symbol nor RIAA recommends to any person that any financial product is a suitable investment or that returns are guaranteed. Appropriate professional advice should be sought prior to making an investment decision. RIAA does not hold an Australian Financial Services Licence