


Ellerston Asian Investments Limited (ASX: EAI)



Monthly Newsletter, October 2021

Key Information

Listing Date ^{^^}	4 September 2015
NTA (before tax)*	\$1.1952
NTA (after realised tax) [^]	\$1.1522
NTA (after tax)**	\$1.1573
Share Price at 31/10/2021	\$1.090
EAI Market Capitalisation	\$141.1 Million
Average Management Fee	0.82%
Performance Fee	15%

* NTA (before tax) – Includes taxes that have been paid.

[^] NTA (after realised tax) - Includes a provision for tax on realised gains from the Company's Investment Portfolio.

** NTA (after tax) - Includes any tax on unrealised gains and deferred tax.



CERTIFIED BY RIAA

Performance Summary

Performance	1 Month	3 Months	6 Months	1 Year	2 Years (p.a.)	3 Years (p.a.)	Since Inception ^{^^} (p.a.)
Net [^]	-1.78%	-4.72%	-6.52%	-1.43%	7.57%	11.38%	6.88%
Benchmark*	-2.56%	-3.19%	-5.62%	3.66%	7.40%	9.46%	7.60%
Alpha	0.78%	-1.52%	-0.91%	-5.09%	0.18%	1.91%	-0.73%

[^] The net return figure is calculated before all tax provisions, after fees & expenses, includes the effects of the share buyback, and excluding the effects of option exercise dilution. Past performance is not a reliable indication of future performance

*MSCI Asia ex Japan (non-accumulation) (AUD)

Ellerston Asian Investments (EAI) was down 1.78% (net) in October versus the MSCI Asia ex Japan Index which was down 2.56%.

EAI aims to have a sustainable dividend policy based on multiple years of profit reserves. As at the end of October 2021, EAI's dividend profit reserve was approximately 13.4 cents per share (includes FY22 profits).

The key focus for investors in October were: (i) the ongoing China risks; (ii) the 3Q21 reporting season; and (iii) central bank tapering/tightening. We discuss these issues in detail below.

China Update

October saw a respite in market moving headlines out of China. However, issues such as regulatory reform, power outages, property sector leverage and COVID remain concerns for investors. We continue to see these factors as headwinds for economic growth into year end. We also believe the likelihood of aggressive stimulus is low given the strong growth recorded in 1H2021, high inflation and the resilience of the domestic A-share market this year. We therefore remain selective with regards to our China exposure. Specifically, our China portfolio is primarily overweight companies that operate in government promoted sectors and have limited direct exposure to the China property sector such as Mengniu, CATL and Li Ning.

On the regulatory front, the most significant development during the month was the RMB3.4bn (A\$715m) fine issued to Meituan for unfair competitive practices. A number of other measures around data security and undesirable business practices across the broader internet space were also announced. There remains a risk of further policy announcements in the coming weeks with the Communist Party meeting in early November potentially providing an impetus for additional reforms. We note however that a number of important legislation such as the Data Security Law, Security Protection of Critical Information Infrastructure (i.e. Cybersecurity) Law and Personal Information Protection Law have already come into effect in recent weeks. As such, the overall pace of new policies could in fact slow significantly heading into 2022 given policymakers will likely need some time to monitor and assess the effectiveness of these new rules. A break in policy announcements along with the potential resumption of IPO, M&A and online games approval activity would signal a 'relaxation' in the regulatory crackdown and would be a positive catalyst for the Chinese internet names that we hold such as Alibaba, JD.com and Tencent.

With regards to the power shortage situation and the credit crunch in the property sector, the Government has displayed an increased urgency in resolving these issues. We therefore continue to believe that these risks are manageable and should not pose any systemic threat to the economy. We consider the recent resurgence in COVID cases across China to be the bigger near term risk to economic growth. The Government's continued zero tolerance approach to dealing with the virus has again resulted in widespread lockdowns. This is despite over 80% of the population fully vaccinated and no recorded COVID related deaths in over 10 months. China is likely to maintain this hard line approach until the Beijing Winter Olympics in February 2022. As such, domestic demand and global supply chains remain susceptible to COVID related disruptions.

Reporting Season Reality Check

There were two observable trends to emerge from the 3Q21 reporting season: (i) healthy top line growth for most companies across Asia; and (ii) margin pressure due to cost push inflation from surging raw material prices, higher wages and supply chain related issues. Management commentary suggests that these cost pressures are likely to persist for some time. In this environment, companies with the pricing power to pass on higher input costs are likely to do well. EAI is a quality biased portfolio. As such, we hold a number of companies such as TSMC, Mediatek, Samsung, CATL and Reliance with the ability to protect and even grow margins when costs are rising. Our financials and internet businesses should also fare relatively well in an inflationary environment.

Central Bank Tapering/Tightening

We've previously written about the risk to equity markets if central banks remove the liquidity 'punch bowl' and begin lifting interest rates. Indeed in early November, the US Federal Reserve (Fed) announced that it would begin tapering its US\$120bn/month bond buying program and thus starting the process of monetary policy normalization. The pace of tapering suggests that interest rates could rise by as early as mid-2022. The Fed joins a number of central banks regionally such as South Korea, Singapore, Australia and New Zealand that have either tightened monetary policy or tapered its stimulus programs over the past few weeks.

The global equity market response to the start of Fed tapering has thus far been quite muted. We however remain cautious given the 2013/14 'Taper Tantrum' episode showed that the policy transition phase can be tricky for equity markets. If the recent uptick in global inflation proves to be more persistent than expected, central banks may be forced to tighten more quickly and this could be a catalyst for an equity market correction. This is a risk that as Howard Marks famously put it, "you can't predict, but you can prepare" for. As such, we maintain a barbell approach to portfolio positioning by holding high quality, low beta growth stocks within the tech and consumer staples sectors as well as rate sensitives such as financials. Cash at the end of October was 11.4%.

Portfolio Performance Attribution

China and India were the largest contributors to alpha during October. Whilst, Indonesia was the largest detractor. At a sector level, Industrials, Healthcare and Financials were the biggest contributors to performance. Meanwhile, Consumer Discretionary and Materials were the worst performers. At a stock level, CATL, BYD and ICICI Bank were the best alpha generators for the portfolio. CATL and BYD share prices were boosted by strong domestic electric vehicle sales (+148%yoy), reports of battery price hikes and potential new orders from Tesla. Meanwhile, ICICI Bank reported a very strong 2QFY22 result with 17%yoy loan growth and net interest income growth of +25%yoy. Conversely, Anta Sports and SK hynix were the biggest drags on performance. Anta was sold off on confirmation of a slowdown in its Fila business. Whilst SK hynix was negatively impacted by concerns over a cyclical downturn in the memory market. We exited both Anta and hynix during the month as we don't believe the underlying issues impacting both companies will be resolved quickly.

Ellerston Asia Team Update

The Ellerston Asia team has recently added investment personnel over the past month. Gaurav Pathak begins in November as a Senior Analyst. Gaurav brings 17 years of equity investment experience across Asia and will be a valuable addition to the team. Prior to joining Ellerston, Gaurav was a Portfolio Manager at JN Asia Fund, a boutique fund seeded by GIC. Prior to this, Gaurav was a Portfolio Manager at Eastspring Investments in Singapore.

In addition to Gaurav's appointment, Dejjia Li will join in early December as an Investment Analyst. Dejjia has 6 years of finance industry experience having previously worked as an Equity Research Associate at CLSA covering the Australian consumer sector and as an auditor at KPMG. Dejjia brings deep, on the ground knowledge of Asian markets, having lived in China for 20 years. Dejjia holds both CFA and CA designations and is fluent in Mandarin.

Eric Fong and Vinay Chhoda have both recently departed Ellerston. We thank Eric and Vinay for their contributions.

As always, if you have any questions regarding any aspect of the Fund or the portfolio, please feel free to contact us at info@ellerstoncapital.com.

Kind regards,

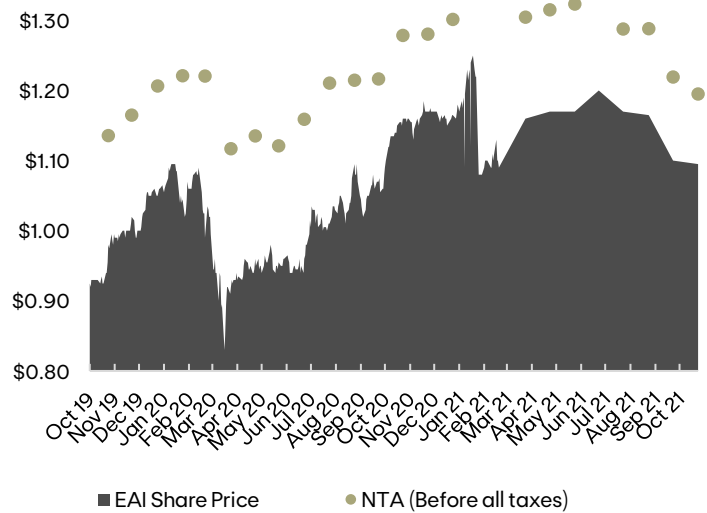
Fredy Hoh

PORTFOLIO CHARACTERISTICS

TOP 10 HOLDINGS

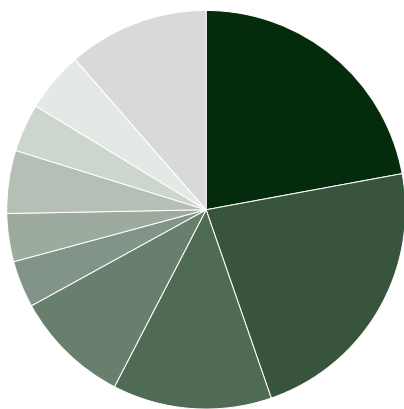
TSMC	10.4%
Alibaba Group Holdings	6.3%
Tencent Holdings	5.7%
Samsung Electronics Co	5.2%
Reliance Industries	4.9%
DBS Group Holdings	4.1%
China Mengniu Dairy Co	3.0%
AIA Group	2.9%
Hong Kong Exchanges & Clearing	2.5%
ICICI Bank	2.4%

EAI SHARE PRICE VS NTA



Source: Ellerston Capital.

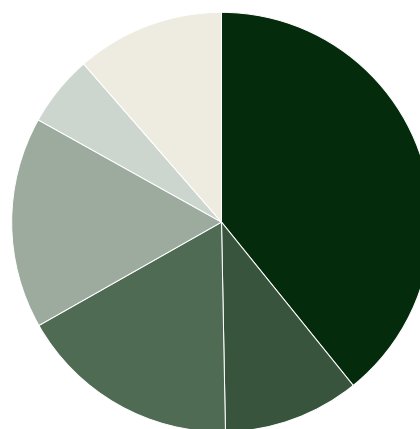
SECTOR ALLOCATION



- Information technology, 22.1%
- Financials, 22.6%
- Consumer discretionary, 12.9%
- Communication services, 9.4%
- Materials, 3.8%
- Industrials, 3.9%
- Consumer staples, 5.1%
- Health care, 3.9%
- Energy, 4.9%
- Cash, 11.4%

Source: Ellerston Capital.

GEOGRAPHIC ALLOCATION



- China/HK, 39.2%
- Korea, 10.5%
- India, 17.1%
- Taiwan, 16.3%
- ASEAN, 5.5%
- Cash, 11.4%

Source: Ellerston Capital.

Contact Us Sydney

Level 11, 179 Elizabeth Street,
Sydney, NSW 2000
+612 9021 7701
info@ellerstoncapital.com

Find out more

All holding enquiries should be directed to our register, Link Market Services on **1300 551 627** or EAI@linkmarketservices.com.au

Should investors have any questions or queries regarding the Fund, please contact our Investor Relations team on **02 9021 7701** or info@ellerstoncapital.com or visit us at ellerstoncapital.com

This report has been prepared for Ellerston Asian Investments Limited by the investment manager Ellerston Capital Limited ABN 34 110 397 674 AFSL No. 283 000. Any information has been prepared for the purpose of providing general information only, without taking account of any particular investor's objectives, financial situation or needs. It is not an offer or invitation for subscription or purchase, or a recommendation of any financial product and is not intended to be relied upon by investors in making an investment decision. Past performance is not a reliable indicator of future performance. To the extent any general financial product advice is provided in this document, it is provided by Ellerston Capital Limited ABN 34 110 397 674 AFSL No. 283 000. An investor, before acting on anything that he or she construes as advice, should consider the appropriateness of such construction and advice having regard to their objectives, financial situation or needs.

The Certification Symbol signifies that a product or service offers an investment style that takes into account environmental, social, governance or ethical considerations. The Symbol also signifies that Ellerston Asian Investments (EAI) adheres to the strict disclosure practices required under the Responsible Investment Certification Program for the category of Product Provider. The Certification Symbol is a Registered Trade Mark of the Responsible Investment Association Australasia (RIAA). Detailed information about RIAA, the Symbol, EAI's methodology, performance and stock holdings can be found at www.responsibleinvestment.org, together with details about other responsible investment products certified by RIAA.¹

¹ The Responsible Investment Certification Program does not constitute financial product advice. Neither the Certification Symbol nor RIAA recommends to any person that any financial product is a suitable investment or that returns are guaranteed. Appropriate professional advice should be sought prior to making an investment decision. RIAA does not hold an Australian Financial Services Licence

