


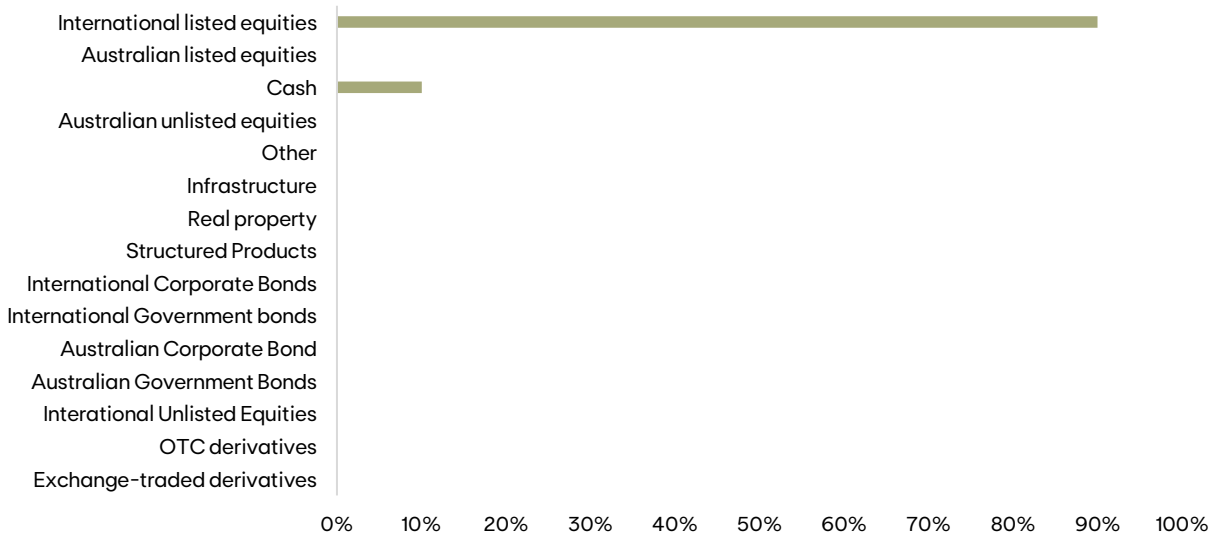
# Ellerston Asia Growth Fund



## Report Including ASIC RG 240 benchmark requirements

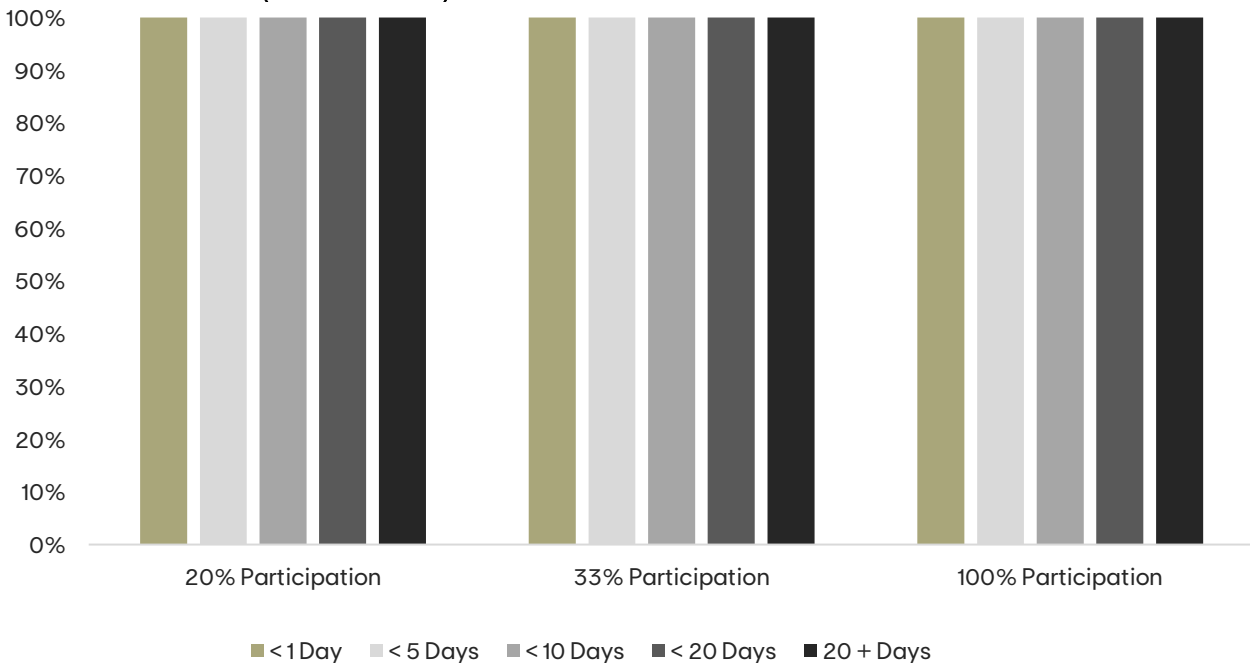
Annual Report, 2022

### 1. ASSET TYPE ALLOCATION



Source: Ellerston Capital.

### 2. LIQUIDITY PROFILE (CUMULATIVE)



Source: Ellerston Capital.

### 3. MATURITY PROFILE OF LIABILITIES

Financial liabilities of the Fund comprise financial liabilities at fair value through profit or loss, due to brokers, management and administration fees payable, interest and dividends payable, distributions paid and payable and other payables. Other payables have no contractual maturities but are typically settled within 30 days. Financial liabilities at fair value through profit or loss include securities sold short, which are settled within 2 days after trade.

### 4. LEVERAGE RATIO

Not applicable.

### 5. GROSS EXPOSURE

The Fund's gross exposure is 89.96% as at 30 June 2022.

### 6. DERIVATIVES COUNTERPARTIES

- Morgan Stanley & Co International
- Goldman Sachs International

### 7. MONTHLY RETURN SERIES SINCE INCEPTION

<i>Net</i>	<i>Jul</i>	<i>Aug</i>	<i>Sep</i>	<i>Oct</i>	<i>Nov</i>	<i>Dec</i>	<i>Jan</i>	<i>Feb</i>	<i>Mar</i>	<i>Apr</i>	<i>May</i>	<i>Jun</i>	<i>FYTD</i>
<i>FY22</i>	-5.31%	0.00%	-3.08%	-1.81%	1.81%	-2.02%	0.41%	-5.74%	-6.72%	-0.27%	-2.65%	0.14%	-22.85%
<i>FY21</i>	5.02%	0.09%	2.28%	5.21%	0.17%	1.62%	4.74%	-0.34%	-1.73%	1.52%	0.64%	2.75%	23.99%
<i>FY20</i>	0.35%	-1.66%	1.07%	2.41%	2.44%	3.19%	1.04%	0.71%	-7.44%	1.50%	-1.25%	3.17%	5.16%
<i>FY19</i>	0.70%	1.02%	-3.10%	-8.77%	2.70%	-0.47%	3.58%	5.27%	2.89%	2.64%	-6.19%	4.85%	4.10%
<i>FY18</i>	0.99%	1.46%	0.00%	7.34%	2.20%	-0.97%	4.78%	-0.69%	-1.60%	2.48%	-1.49%	-3.34%	11.22%
<i>FY17</i>	-	-	-	-	-	-	-0.09%	-0.29%	3.80%	4.01%	3.60%	-1.90%	9.31%

### 8. ANY CHANGES TO KEY SERVICE PROVIDERS

No change.

#### Contact Us

Level 11, 179 Elizabeth Street,  
Sydney, NSW 2000  
+612 90217701  
info@ellerstoncapital.com

#### Find out more

Should investors have any questions or queries regarding the Fund, please contact our Investor Relations team on **02 9021 7701** or **info@ellerstoncapital.com** or visit us at **ellerstoncapital.com**  
All holding enquiries should be directed to our register, Link Market Services on **1800 992 149** or **ellerston@linkmarketservices.com.au**

This report has been prepared by Ellerston Capital Limited ABN 34 110 397 674 AFSL 283 000, responsible entity of the Ellerston Asia Growth Fund (ARSN 626 690 686) without taking account the objectives, financial situation or needs of individuals. Before making an investment decision about the Fund persons should read the Fund's Product Disclosure Statement which can be obtained by contacting info@ellerstoncapital.com and obtain advice from an appropriate financial adviser. Units in the Fund are issued by Ellerston Capital Limited ABN 34 110 397 674 AFSL 283 000. This information is current as at the date on the first page.

This material has been prepared based on information believed to be accurate at the time of publication. Assumptions and estimates may have been made which may prove not to be accurate. Ellerston Capital Limited undertakes no responsibility to correct any such inaccuracy. Subsequent changes in circumstances may occur at any time and may impact the accuracy of the information. To the full extent permitted by law, none of Ellerston Capital Limited ABN 34 110 397 674 AFSL 283 000, or any member of the Ellerston Capital Limited Group of companies makes any warranty as to the accuracy or completeness of the information in this newsletter and disclaims all liability that may arise due to any information contained in this newsletter being inaccurate, unreliable or incomplete. Past performance is not a reliable indicator of future performance.