


Ellerston Australian Micro Cap Fund



Monthly Newsletter, February 2023

Investment Objective

To provide investors with long term capital growth by investing in a portfolio of quality Australian & New Zealand Micro Cap companies. The Fund aims to outperform the S&P/ASX Small Ordinaries Accumulation Index over the medium to long term.

Investment Strategy

The Fund employs an active, research-driven investment approach which seeks to identify and invest in companies that are believed to have the potential to deliver significant upside over the medium term and where there is a reasonable margin of safety to mitigate downside risk. Positions are actively managed within the Fund.

Key Information

Strategy Inception ^^	1 May 2017
Portfolio Manager	David Keelan & Alexandra Clarke
Application Price	\$1.1276
Net Asset Value	\$1.1248
Redemption Price	\$1.1220
Liquidity	Daily
No Stocks	53
Management Fee	1.20% p.a.
Performance Fee	20%
Buy/Sell Spread	0.25% on application 0.25% on redemption

PERFORMANCE SUMMARY

Performance	1 Month	3 Months	1 Year	3 Years (p.a.)	5 Years (p.a.)	Since Inception (p.a.)^^
Net^	0.06%	0.39%	-18.74%	6.49%	8.24%	12.79%
Benchmark*	-3.70%	-1.21%	-7.97%	4.24%	3.56%	6.01%
Alpha	3.76%	1.60%	-10.78%	2.25%	4.68%	6.78%

^ The net return figure is calculated after fees & expenses. Past performance is not a reliable indication of future performance

* S&P/ASX Small Ordinaries Accumulation Index

COMMENTARY

The Ellerston Australian Micro Cap Fund finished the month up 0.1% outperforming the Small Ordinaries Index which finished down 3.7%. The market gave back some of its gains from January weighed down by Resources, Healthcare and Energy. Statistically, reporting season disappointed the market with more companies missing consensus estimates which resulted in net downgrades across the board. However, what we would say is the drivers of the earnings downgrades were very much inline with our expectations and what we have been discussing in these newsletters over the last 6 months. We saw higher wages impacting costs bases; we saw rising interest rates impacting net interest costs; and we saw inventory levels that couldn't be cleared or if they were cleared, with the use of discounting. The mixture of all these issues meant that cash balances have diminished (or debt has increased) and management discussions around price rises, "right sizing" and re-considering their capital allocation policy were front of mind. This reporting season highlighted the markets grapple with what are the right multiples for businesses with an uncertain earnings trajectory. On one hand we had GUD Holdings which supplies aftermarket parts up 28% verse a Temple & Webster an online retailer down 38%. While there are many differences between these two names, most simply we have defensive retailer verse an expensive cash burning retailer. This dichotomy played out across the market with a rotation back towards defensives over the growth/ risk shift we saw in December and January.

Two companies which reported a reasonable result in February whose valuations over the last 6 months have come back into more agreeable territories are DGL Group and Aussie Broadband.

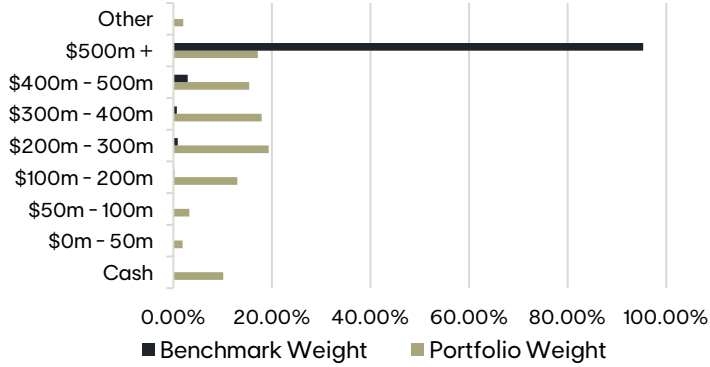
DGL group (DGL AU), a provider of diversified services within the chemical manufacturing, warehousing, distribution and environmental services, closed the month of February up 20%. The share price ran throughout the month in anticipation of the H1 FY23 results, which was released on the 28th February. DGL demonstrated strong revenue growth of 52% on the prior period, driven both by acquisitive activity in the half as well as strong organic growth. Cash flow conversion, which had been an issue in previous results, came in very strong for H1 FY23 at 108%. The result was accompanied by an upgrade to the guided EBITDA range, from \$70-\$72m to \$71.5-\$73.5m for FY23, and was coupled with guidance to strong underlying cash flow conversion of 90-95%. We hold DGL as one of our core positions and look forward to a strong half in which DGL continues to leverage their specialised solutions in the chemical manufacturing and logistics space.

Aussie Broadband (ABB AU), one of Australia's fastest growing telecommunication providers, had a positive month putting on around 5% and gaining even more momentum after it reported. Historically, the stock had been one of our high conviction positions which we trimmed last year due to the valuation becoming stretched and the market getting ahead of itself. The stock has since pulled back and we think market expectations are much more realistic. The first half result demonstrated healthy subscriber growth, improving earnings mix, and most importantly that costs appear to be well managed. We think it represents attractive value at the current price, trading at sub 9x EBITDA on FY24, continuing to take share in residential, business and enterprise, with several catalysts in the pipeline.

Moving to March, we continue to believe volatility will remain, however, the February reporting season gave us the data to reassess our views on reliability of earnings, margin sensitivities and management teams' ability to navigate the current environment. This updated data allows us to tweak our positioning and opens up opportunities for new investments into the funds, with stocks that have come back into our valuation universe. As such while we can never pick the timing of a "normalised market", pleasingly opportunities are appearing.

PORTFOLIO CHARACTERISTICS

Market Capitalisation



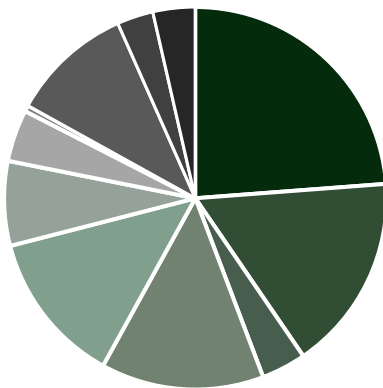
Key Portfolio Metrics

FY23e	Fund	Benchmark
Price/Earnings	15.46x	18.35x
Dividend Yield	1.46%	3.33%
Net Debt/EBITDA	0.03x	1.22x

Source: Ellerston Capital.

Source: Ellerston Capital.

Sector Allocation



- Consumer Discretionary, 23.3%
- Information Technology, 16.3%
- Communication Services, 3.7%
- Financials, 13.5%
- Health Care, 12.7%
- Industrials, 7.0%
- Energy, 4.3%
- Cash, 10.1%
- Materials, 3.0%
- Real Estate, 3.5%

Source: Ellerston Capital.

Contact Us

Sydney

Level 11, 179 Elizabeth Street,
Sydney, NSW 2000
+612 90217701
info@ellerstoncapital.com

Find out more

Should investors have any questions or queries regarding the Fund, please contact our Investor Relations team on 02 9021 7701 or info@ellerstoncapital.com or visit us at ellerstoncapital.com

All holding enquiries should be directed to our register, Automic Group on 1300 101 595 or ellerstonfunds@automicgroup.com.au

This report has been prepared by Ellerston Capital Limited ABN 34 110 397 674 AFSL 283 000, responsible entity of the Ellerston Australian Micro Cap Fund (ARSN 619 727 356) without taking account the objectives, financial situation or needs of individuals. Before making an investment decision about the Fund persons should read the Fund's Product Disclosure Statement and Target Market Determination (TMD) which can be obtained from the Manager's website www.ellerstoncapital.com or by contacting info@ellerstoncapital.com and obtain advice from an appropriate financial adviser. Units in the Fund are issued by Ellerston Capital Limited ABN 34 110 397 674 AFSL 283 000. This information is current as at the date on the first page.

This material has been prepared based on information believed to be accurate at the time of publication. Assumptions and estimates may have been made which may prove not to be accurate. Ellerston Capital undertakes no responsibility to correct any such inaccuracy. Subsequent changes in circumstances may occur at any time and may impact the accuracy of the information. To the full extent permitted by law, none of Ellerston Capital Limited ABN 34 110 397 674 AFSL 283 000, or any member of the Ellerston Capital Limited Group of companies makes any warranty as to the accuracy or completeness of the information in this newsletter and disclaims all liability that may arise due to any information contained in this newsletter being inaccurate, unreliable or incomplete. Past performance is not a reliable indicator of future performance.