


Ellerston Australian Micro Cap Fund



Monthly Newsletter, July 2023

Investment Objective

To provide investors with long term capital growth by investing in a portfolio of quality Australian & New Zealand Micro Cap companies. The Fund aims to outperform the S&P/ASX Small Ordinaries Accumulation Index over the medium to long term.

Investment Strategy

The Fund employs an active, research-driven investment approach which seeks to identify and invest in companies that are believed to have the potential to deliver significant upside over the medium term and where there is a reasonable margin of safety to mitigate downside risk. Positions are actively managed within the Fund.

Key Information

Strategy Inception ^{^^}	1-May-17
Portfolio Manager	David Keelan & Alexandra Clarke
Application Price	\$1.1674
Net Asset Value	\$1.1645
Redemption Price	\$1.1616
Liquidity	Daily
No Stocks	50
Management Fee	1.20% p.a.
Performance Fee ^{**}	20.00%
Buy/Sell Spread	0.25% on application 0.25% on redemption
Minimum Investment	\$10,000
Minimum Additional Investment	\$5,000
Distribution Frequency	Half Yearly (i.e. June & December)

^{**} Of the investment return above the benchmark, after recovering any underperformance in past periods

PERFORMANCE SUMMARY

Performance	1 Month	3 Months	6 Months	3 Years (p.a.)	5 Years (p.a.)	Since Inception (p.a.) ^{^^}
Net[^]	1.73%	0.64%	4.14%	3.61%	9.04%	12.61%
Benchmark*	3.54%	0.20%	-1.54%	5.89%	3.18%	5.97%
Alpha	-1.81%	0.44%	5.68%	-2.28%	5.86%	6.64%

[^] The net return figure is calculated after fees & expenses. Past performance is not a reliable indication of future performance

* S&P/ASX Small Ordinaries Accumulation Index

COMMENTARY

The Ellerston Australian Microcap Fund delivered 1.73%, underperforming the Small Ordinaries Accumulation Index which finished up 3.54%. During the month, the RBA paused interest rates and announced the replacement of RBA Governor Phillip Lowe with Michelle Bullock. Bond yields rose slightly as the market changed its expectations that rates may remain at peak levels for longer. Looking more specifically at stock news, M&A remained elevated as Costa (CGC AU), best known for avocados and berries, received a non-binding bid at \$3.50 per share while UMG Group (UMG AU) entered a scheme implementation deed at \$5.00 per share. We have also seen capital raises pick up at the smaller end of the market as companies look to bolt on growth to their current base.

In July, the market digested a lot of stock specific news flow with quarterlies in full swing and companies pre releasing their full year results. This saw many of the travel names upgrade guidance or provide positive trading updates - Flight Centre (FLT AU) up 23%; Corporate Travel (CTD AU) up 17% and Siteminder (SDR AU) up 44%. While retailers like KMD Group (KMD AU) and Michael Hill (MHJ AU) cited softer trading is continuing. Resources updates were a mixed bag with the lithium names struggling.

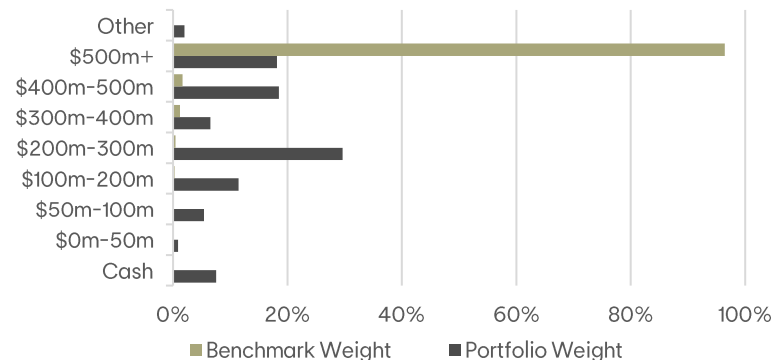
RPM Global (RUL AU) was a strong performer, delivering 10%. This was on the back of the company providing an update on its FY23 software sales and guidance. RUL reported that it now has A\$126m in pre-contracted, recurring, non-cancellable software revenue which was up 32% on the prior year. Total Annual Recurring Revenue now stands at A\$55m. FY23 operating EBITDA, before once-off management incentives, is now expected to finish at A\$15m, which compared to the company's guidance of A\$13.8m. We continue to see RUL as a high-quality play, noting its blue-chip customer base, its profitability, and the share buyback it is currently undertaking. RUL remains a high conviction position for the fund.

One of our top performers for the month of July was MMA Offshore (MRM AU), which finished the month up 14%. This price move was on the back of a +15% upgrade to consensus when guidance for FY23 was issued that would see EBITDA between \$66-68m. The trading update also implied that momentum is likely to continue. MRM's vessel utilisation over 2H23 was 79%. We believe this is very impressive given that three of their larger vessels were in dry dock for much of the third quarter of the year, when compared to their 71% utilisation from 2H22. This update was a strong indicator of the leverage that can come through with this business, and we believe this cycle is still some time from the peak with day rate and utilisation still ramping up rapidly. We hold this as a high conviction name within our portfolio and still see significant upside from here.

Moving into August, we continue to assess our positions as we head into reporting season, and we have tried to focus the portfolio on higher quality companies which have pricing power, solid balance sheets and ability to grow outside the economy. We continue to stress test each of our assumptions and remain vigilant in upweighting the quality of our portfolio, looking for opportunities that present a three to one risk reward. We think the market's focus will be around inflation and rapid interest rate hikes. As such, companies that can demonstrate EPS growth and provide positive qualitative and quantitative guidance should be rewarded.

PORTFOLIO CHARACTERISTICS

Market Capitalisation



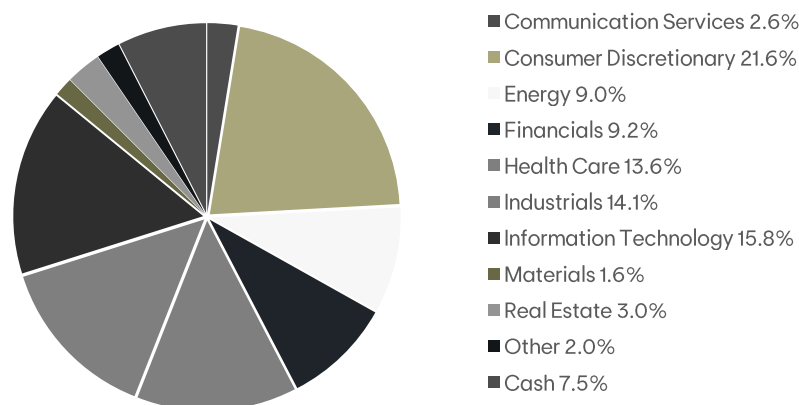
Key Portfolio Metrics

FY23e	Fund	Benchmark
Price/Earnings	16.84x	20.80x
Dividend Yield	2.53%	2.97%
Net Debt/EBITDA	-0.63x	1.28x

Source: Ellerston Capital.

Source: Ellerston Capital.

Sector Allocation



Source: Ellerston Capital.

Contact Us

Sydney

Level 11, 179 Elizabeth Street,
Sydney, NSW 2000
+612 9021 7701
info@ellerstoncapital.com

Find out more

Should investors have any questions or queries regarding the Fund, please contact our Investor Relations team on 02 9021 7701 or info@ellerstoncapital.com or visit us at ellerstoncapital.com

All holding enquiries should be directed to our register, Automic Group on 1300 101 595 or ellerstonfunds@automicgroup.com.au

This report has been prepared by Ellerston Capital Limited ABN 34 110 397 674 AFSL 283 000, responsible entity of the Ellerston Australian Micro Cap Fund (ARSN 619 727 356) without taking account the objectives, financial situation or needs of individuals. Before making an investment decision about the Fund persons should read the Fund's Product Disclosure Statement and Target Market Determination (TMD) which can be obtained from the Manager's website www.ellerstoncapital.com or by contacting info@ellerstoncapital.com and obtain advice from an appropriate financial adviser. Units in the Fund are issued by Ellerston Capital Limited ABN 34 110 397 674 AFSL 283 000. This information is current as at the date on the first page.

This material has been prepared based on information believed to be accurate at the time of publication. Assumptions and estimates may have been made which may prove not to be accurate. Ellerston Capital undertakes no responsibility to correct any such inaccuracy. Subsequent changes in circumstances may occur at any time and may impact the accuracy of the information. To the full extent permitted by law, none of Ellerston Capital Limited ABN 34 110 397 674 AFSL 283 000, or any member of the Ellerston Capital Limited Group of companies makes any warranty as to the accuracy or completeness of the information in this newsletter and disclaims all liability that may arise due to any information contained in this newsletter being inaccurate, unreliable or incomplete. Past performance is not a reliable indicator of future performance.