


Ellerston Global Equity Managers Fund – GEMS C Units

Report including ASIC RG 240
benchmark requirements



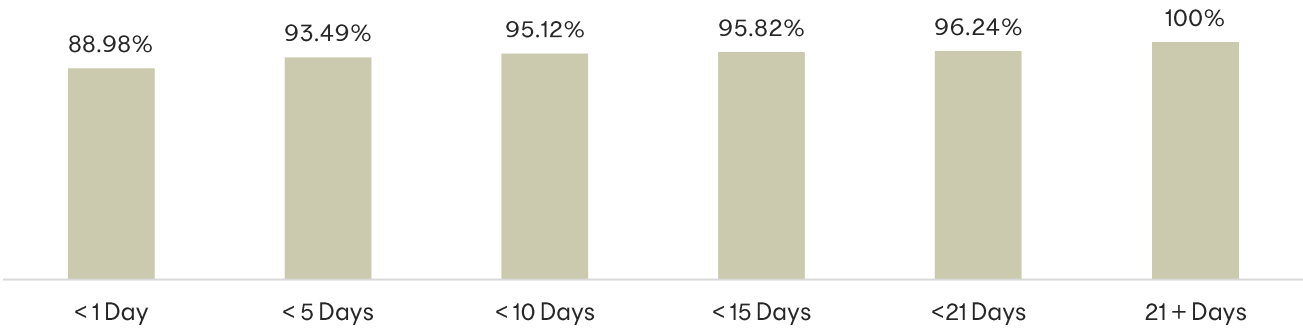
Annual Report, June 2025

1. ASSET TYPE ALLOCATION

Asset Type	Weight	Long	Short
Australian listed equities	30.84%	31.93%	-1.09%
Australian unlisted equities	16.62%	16.62%	0.00%
Exchange-traded derivatives	-20.53%	0.00%	-20.53%
International listed equities	80.28%	80.28%	0.00%
International unlisted equities	1.17%	1.17%	0.00%
OTC derivatives	19.33%	20.58%	-1.25%
Cash	-27.71%	-	-
Total	100.00%	150.58%	-22.88%

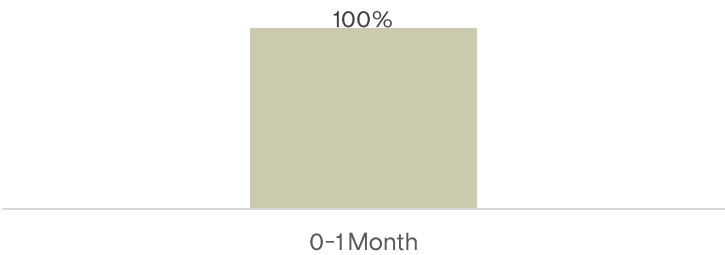
Source: Ellerston Capital.

2. LIQUIDITY PROFILE (CUMULATIVE)



Source: Ellerston Capital.

3. MATURITY PROFILE OF LIABILITIES



Source: Ellerston Capital.

4. LEVERAGE RATIO

The Fund's gross leverage ratio (Total Liabilities/Net Assets) was 30.7% as at 30 June 2025.

Liabilities	Amount (\$'000)
Due to brokers	\$48,857
Derivatives	\$1,018
Equity securities – short	\$1,876
Fees Payable	\$250
Redemption Payable	\$1,813
Total Liabilities	\$53,814
Net Assets	\$175,506

Liabilities due to brokers arise from margin lending. This has been structured in a way so that the liquidity profile of the Fund's assets are aligned with the liquidity of its debt obligations.

The Fund's gross investment exposure (|Long Positions| + |Short Positions|) was 173.45% as at 30 June 2025.

The Fund's net investment exposure (|Long Positions| - |Short Positions|) was 127.71% as at 30 June 2025.

5. DERIVATIVES COUNTERPARTIES

Goldman Sachs International, Morgan Stanley, JPMorgan.

6. MONTHLY NET RETURN SERIES SINCE INCEPTION*

Net [^]	Jul	Aug	Sep	Oct	Nov	Dec	Jan	Feb	Mar	Apr	May	Jun	FYTD
FY25	0.60%	-0.51%	3.90%	0.03%	0.73%	-2.15%	0.79%	-1.55%	-0.22%	0.02%	3.48%	3.63%	8.87%
FY24	1.90%	0.62%	0.47%	-1.40%	3.52%	2.42%	1.22%	3.12%	0.82%	0.18%	-0.14%	-2.01%	11.10%
FY23	-0.15%	0.10%	-5.28%	0.75%	3.35%	-2.17%	0.07%	-4.26%	-0.84%	0.24%	-0.11%	1.42%	-6.95%
FY22	-2.54%	2.69%	0.63%	0.35%	-2.67%	1.72%	-4.39%	2.50%	2.20%	-1.18%	-4.13%	-8.84%	-13.46%
FY21	6.51%	4.27%	-2.09%	0.60%	8.22%	9.12%	8.26%	7.33%	-0.31%	4.66%	4.49%	-3.10%	58.56%
FY20	3.45%	-0.24%	1.46%	0.86%	2.29%	3.62%	4.96%	0.32%	-7.30%	4.13%	4.35%	0.88%	19.76%
FY19	-1.36%	-1.97%	-2.07%	-5.43%	-4.47%	-1.71%	0.68%	-0.90%	0.35%	0.59%	1.65%	-1.05%	-14.82%
FY18	1.09%	2.05%	2.80%	4.11%	5.08%	4.76%	0.95%	-1.13%	-0.17%	0.60%	0.62%	-0.45%	22.04%
FY17	4.42%	1.48%	1.43%	-1.97%	-1.53%	-0.23%	0.82%	-2.41%	-0.09%	0.98%	-1.69%	3.16%	4.21%
FY16	1.17%	-0.92%	3.79%	2.90%	4.44%	2.34%	-3.35%	-1.57%	3.39%	3.83%	2.40%	-1.58%	17.77%
FY15	3.41%	1.76%	-0.24%	-0.66%	0.62%	0.49%	1.67%	4.89%	3.58%	3.80%	2.25%	0.69%	24.46%
FY14	2.69%	-1.45%	1.30%	1.89%	1.26%	1.76%	0.92%	1.16%	0.73%	0.48%	1.44%	1.75%	14.81%
FY13	1.40%	2.42%	1.89%	1.25%	-0.13%	0.82%	3.13%	2.32%	0.08%	1.27%	0.65%	-1.41%	14.47%
FY12	2.93%	-4.89%	-3.76%	0.24%	0.38%	3.68%	2.06%	2.19%	2.67%	-0.07%	-3.30%	-1.76%	-0.10%
FY11	2.48%	2.19%	2.93%	1.44%	1.27%	3.46%	-0.73%	-0.65%	-0.64%	0.91%	-0.80%	-1.38%	10.83%
FY10						1.83%	-3.71%	-2.44%	5.73%	3.80%	3.92%	-3.68%	5.09%

*Inception date is 1 December 2009.

[^]The net return figure is calculated after fees & expenses, assuming all distributions are reinvested. Past performance is not a reliable indicator of future performance.

7. ANY CHANGES TO KEY SERVICE PROVIDERS

No change.

Contact Us

Sydney

Level 11, 179 Elizabeth Street,
Sydney, NSW 2000
+612 9021 7701
info@ellerstoncapital.com

Find out more

Should investors have any questions or queries regarding the Fund, please contact our Investor Relations team on **02 9021 7701** or info@ellerstoncapital.com or visit us at ellerstoncapital.com

All holding enquiries should be directed to our registry, Automic Group on 1300 101 595 or ellerstonfunds@automicgroup.com.au

This report has been prepared by Ellerston Capital Limited ABN 34 110 397 674 AFSL 283 000, as the responsible entity of the Ellerston Global Equity Managers Fund – GEMS C Units ARSN 118 887 095 without taking account the objectives, financial situation or needs of individuals. Before making an investment decision about the Fund persons should read the Fund's Product Disclosure Statement which can be obtained by contacting info@ellerstoncapital.com and obtain advice from an appropriate financial adviser. Units in the Fund are issued by Ellerston Capital Limited ABN 34 110 397 674 AFSL 283 000. This information is current as at the date on the first page.

This material has been prepared based on information believed to be accurate at the time of publication. Assumptions and estimates may have been made which may prove not to be accurate. Ellerston Capital undertakes no responsibility to correct any such inaccuracy. Subsequent changes in circumstances may occur at any time and may impact the accuracy of the information. To the full extent permitted by law, none of Ellerston Capital Limited ABN 34 110 397 674 AFSL 283 000, or any member of the Ellerston Capital Limited Group of companies makes any warranty as to the accuracy or completeness of the information in this newsletter and disclaims all liability that may arise due to any information contained in this newsletter being inaccurate, unreliable or incomplete. Past performance is not a reliable indicator of future performance.