


Ellerston Australian Absolute Return Fund – Class A Units



Report including ASIC RG 240
benchmark requirements

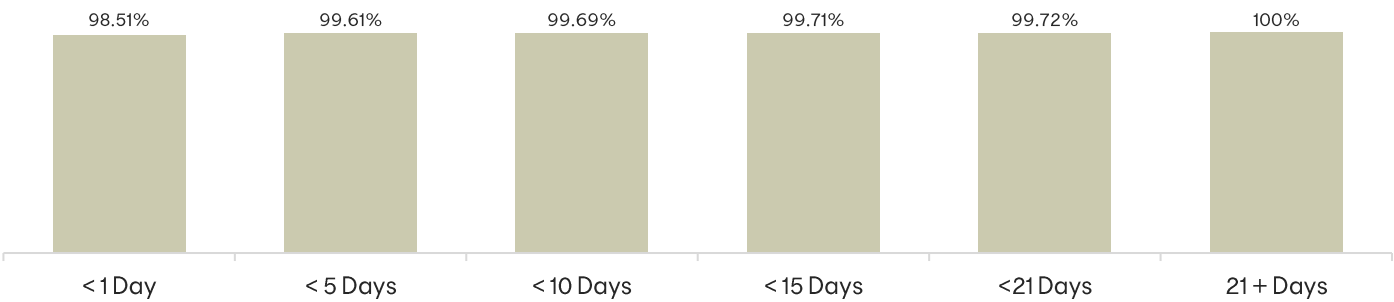
Annual Report, June 2025

1. ACTUAL ASSET ALLOCATION TO EACH ASSET TYPE

Asset Type	Weight	Long	Short
Australian Listed Securities	51.12%	52.74%	-1.62%
Cash Equivalent Securities	64.82%	-	-
Exchange Traded Derivatives	-15.94%	-	-15.94%
Total	100.00%	52.74%	-17.56%

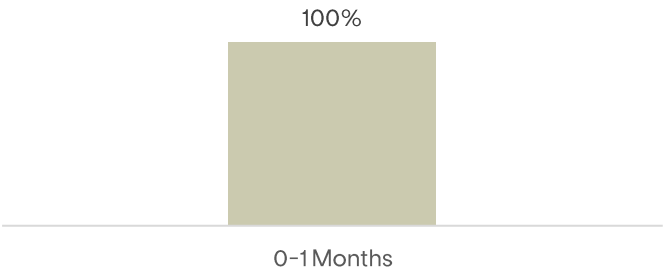
Source: Ellerston Capital.

2. LIQUIDITY PROFILE (CUMULATIVE)



Source: Ellerston Capital.

3. MATURITY PROFILE OF LIABILITIES



4. LEVERAGE RATIO

The Fund did not engage in borrowing; however, it employed leverage through the use of derivatives.

The Fund's gross leverage ratio (Total Liabilities/Net Assets) was 1.9% as at 30 June 2025.

Liabilities	Amount (\$)
Management Fees & Expenses	\$12,272
Equity securities – short	\$80,502
Total Liabilities	\$92,774
Net Assets	\$4,827,503

The Fund's gross investment exposure (|Long Exposure| + |Short Exposure|) was 70.30% as at 30 June 2025.

The Fund's net investment exposure (|Long Exposure| – |Short Exposure|) was 35.18% as at 30 June 2025.

5. DERIVATIVES COUNTERPARTIES

- Morgan Stanley & Co International.

6. MONTHLY NET RETURN SERIES SINCE INCEPTION*

Net^	Jul	Aug	Sep	Oct	Nov	Dec	Jan	Feb	Mar	Apr	May	Jun	FYTD
FY25	1.86%	2.87%	2.84%	-0.75%	-0.31%	0.74%	1.40%	-0.79%	-0.07%	1.06%	0.49%	0.52%	10.23%
FY24	-1.54%	-1.74%	0.89%	-2.30%	1.51%	0.98%	2.67%	0.31%	3.11%	0.55%	-0.48%	-2.46%	1.32%
FY23	4.98%	0.75%	-4.33%	-2.15%	-5.79%	-2.05%	-0.42%	-0.43%	1.53%	3.79%	-1.76%	-0.09%	-6.30%
FY22	0.26%	3.61%	2.94%	0.44%	-2.20%	-0.25%	-2.64%	0.24%	0.54%	-0.19%	-5.36%	-4.75%	-7.51%
FY21	5.96%	0.44%	3.39%	0.37%	6.55%	1.13%	-0.68%	1.44%	0.77%	2.25%	1.59%	-0.14%	25.32%
FY20	0.94%	1.71%	3.48%	3.26%	1.52%	3.98%	-0.98%	-5.40%	-15.25%	8.51%	5.84%	2.28%	7.99%
FY19	-2.78%	-0.99%	-0.80%	-2.60%	-1.89%	-2.54%	-0.92%	-0.72%	-4.03%	3.28%	0.17%	5.98%	-7.95%
FY18	-0.40%	0.86%	0.12%	1.09%	-0.20%	2.14%	-0.03%	0.54%	-0.34%	-1.19%	-0.28%	1.05%	3.36%
FY17	0.71%	1.93%	0.73%	-0.53%	0.29%	0.03%	0.54%	-0.98%	0.48%	-0.01%	-0.57%	1.64%	4.28%
FY16	0.71%	1.11%	0.88%	0.59%	1.37%	1.09%	-0.97%	-1.03%	0.79%	0.10%	1.34%	0.55%	6.70%
FY15	1.24%	2.42%	3.16%	-0.82%	1.53%	-0.95%	-0.15%	1.09%	1.41%	1.04%	-0.11%	1.29%	11.65%
FY14	1.12%	1.74%	1.38%	2.87%	-0.34%	2.54%	2.50%	0.33%	0.93%	-0.47%	2.31%	3.60%	20.06%
FY13							-	-	-	-	-	0.48%	0.48%

*Inception date is 3 June 2013.

^The net return figure is calculated after fees & expenses, assuming all distributions are reinvested. Past performance is not a reliable indicator of future performance.

7. ANY CHANGES TO KEY SERVICE PROVIDERS

No change.

Contact Us	Find out more
Sydney Level 11, 179 Elizabeth Street, Sydney, NSW 2000 +612 90217701 info@ellerstoncapital.com	Should investors have any questions or queries regarding the Fund, please contact our Investor Relations team on 02 9021 7701 or info@ellerstoncapital.com or visit us at ellerstoncapital.com All holding enquiries should be directed to our register, Automic Group on 1300 101 595 or ellerstonfunds@automicgroup.com.au

This report has been prepared by Ellerston Capital Limited ABN 34 110 397 674 AFSL 283 000, responsible entity of the Ellerston Australian Absolute Return Fund ARSN 168 025 670 (Fund) without taking account the objectives, financial situation or needs of individuals. Before making an investment decision about the Fund persons should read the Fund's Product Disclosure Statement and Target Market Determination which can be obtained by contacting info@ellerstoncapital.com and obtain advice from an appropriate financial adviser. Units in the Fund are issued by Ellerston Capital Limited ABN 34 110 397 674 AFSL 283 000. This information is current as at the date on the first page.

This material has been prepared based on information believed to be accurate at the time of publication. Assumptions and estimates may have been made which may prove not to be accurate. Ellerston Capital undertakes no responsibility to correct any such inaccuracy. Subsequent changes in circumstances may occur at any time and may impact the accuracy of the information. To the full extent permitted by law, none of Ellerston Capital Limited ABN 34 110 397 674 AFSL 283 000, or any member of the Ellerston Capital Limited Group of companies makes any warranty as to the accuracy or completeness of the information in this newsletter and disclaims all liability that may arise due to any information contained in this newsletter being inaccurate, unreliable or incomplete. Past performance is not a reliable indicator of future performance.