


Ellerston Asia Growth Fund Complex ETF



Report including ASIC RG 240 benchmark requirements

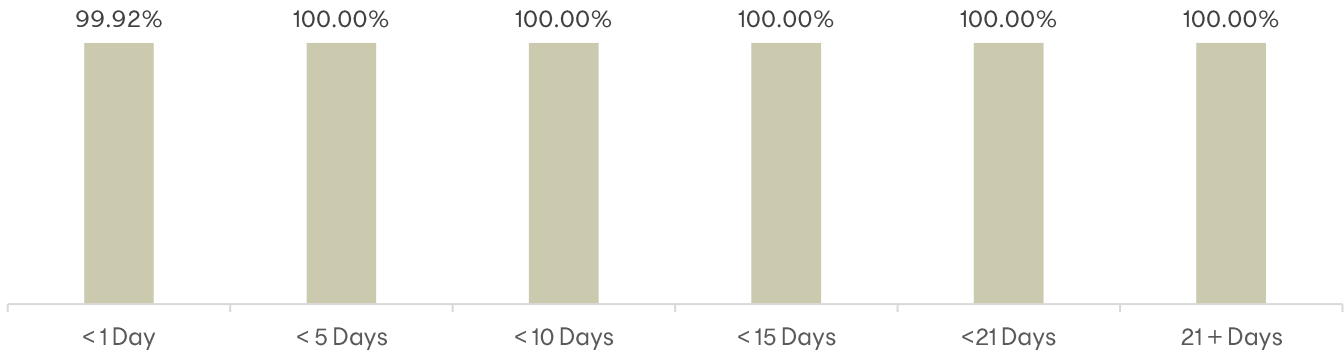
Annual Report, June 2025

1. ASSET TYPE ALLOCATION

Asset Type	Weight	Long	Short
International Listed Securities	92.70%	92.70%	-
Cash Equivalent Securities	7.30%	7.30%	-
Total	100.00%	100.00%	-

Source: Ellerston Capital.

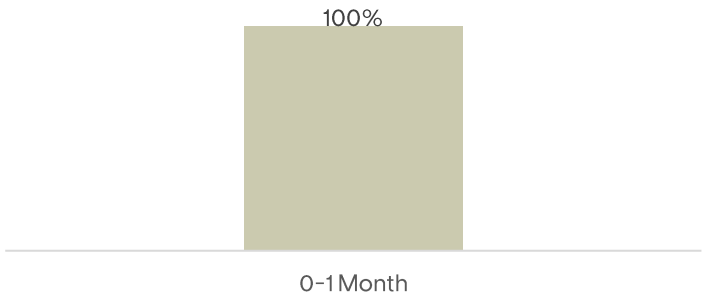
2. LIQUIDITY PROFILE (CUMULATIVE)



Source: Ellerston Capital.

3. MATURITY PROFILE OF LIABILITIES

Financial liabilities relate to normal Fund operations and comprises outstanding settlements payable, distributions payable and other payables. Outstanding settlements payable as settled within 3 days after trade. Distributions payable and other payables have no contractual maturities but are typically settled within 30 days.



4. LEVERAGE RATIO

The Fund did not engage in borrowing over the relevant period. The Fund's gross leverage ratio (Total Liabilities/Net Assets) was 15.8% as at 30 June 2025.

Liabilities	Amount (\$)
Fees & expenses payable	\$64,390
Due to brokers	\$828,359
Distribution payable	\$3,881,189
Other payables	\$280,703
Total Liabilities	\$5,054,641
Net Assets	\$31,913,149

5. DERIVATIVES COUNTERPARTIES

- Morgan Stanley & Co International

6. MONTHLY NET RETURN SERIES SINCE INCEPTION*

Net^	Jul	Aug	Sep	Oct	Nov	Dec	Jan	Feb	Mar	Apr	May	Jun	FYTD
FY25	0.65%	-3.07%	6.66%	2.02%	-1.59%	5.69%	-0.35%	-0.04%	-0.61%	-1.08%	4.54%	4.33%	17.93%
FY24	3.71%	-1.62%	-3.48%	-1.22%	0.64%	-1.35%	-1.75%	7.42%	4.02%	2.35%	-1.43%	5.94%	13.32%
FY23	-3.92	0.23	-5.73	-6.51	12.18	-0.95	4.64	-3.78	3.25	-1.97	-0.82	0.33%	-4.37%
FY22	-5.31%	0.00%	-3.08%	-1.81%	1.81%	-2.02%	0.41%	-5.74%	-6.72%	-0.27%	-2.65%	0.14%	-22.85%
FY21	5.02%	0.09%	2.28%	5.21%	0.17%	1.62%	4.74%	-0.34%	-1.73%	1.52%	0.64%	2.75%	23.99%
FY20	0.35%	-1.66%	1.07%	2.41%	2.44%	3.19%	1.04%	0.71%	-7.44%	1.50%	-1.25%	3.17%	5.16%
FY19	0.70%	1.02%	-3.10%	-8.77%	2.70%	-0.47%	3.58%	5.27%	2.89%	2.64%	-6.19%	4.85%	4.10%
FY18	0.99%	1.46%	0.00%	7.34%	2.20%	-0.97%	4.78%	-0.69%	-1.60%	2.48%	-1.49%	-3.34%	11.22%
FY17	-	-	-	-	-	-	-0.09%	-0.29%	3.80%	4.01%	3.60%	-1.90%	9.31%

*The Ellerston Asia Growth Fund Complex ETF was formerly known as the Ellerston Asia Growth Fund, with a strategy inception date of 04/01/2017. The performance was reset following a restructure of the fund into an exchange traded managed fund which took effect on 01/06/2023

^The net return figure is calculated after fees & expenses, assuming all distributions are reinvested. Past performance is not a reliable indication of future performance.

7. ANY CHANGES TO KEY SERVICE PROVIDERS

No change.

Contact Us

Level 11, 179 Elizabeth Street,
Sydney, NSW 2000
+612 9021 7701
info@ellerstoncapital.com

Find out more

Should investors have any questions or queries regarding the Fund, please contact our Investor Relations team on **02 9021 7701** or **info@ellerstoncapital.com** or visit us at **ellerstoncapital.com**
All holding enquiries should be directed to our register, Automic Group on 1300 101 595 or **ellerstonfunds@automicgroup.com.au**

This report has been prepared by Ellerston Capital Limited ABN 34 110 397 674 AFSL 283 000, responsible entity of the Ellerston Asia Growth Fund Complex ETF (ARSN 626 690 686) without taking account the objectives, financial situation or needs of individuals. Before making an investment decision about the Fund persons should read the Fund's Product Disclosure Statement which can be obtained by contacting info@ellerstoncapital.com and obtain advice from an appropriate financial adviser. Units in the Fund are issued by Ellerston Capital Limited ABN 34 110 397 674 AFSL 283 000. This information is current as at the date on the first page.

This material has been prepared based on information believed to be accurate at the time of publication. Assumptions and estimates may have been made which may prove not to be accurate. Ellerston Capital Limited undertakes no responsibility to correct any such inaccuracy. Subsequent changes in circumstances may occur at any time and may impact the accuracy of the information. To the full extent permitted by law, none of Ellerston Capital Limited ABN 34 110 397 674 AFSL 283 000, or any member of the Ellerston Capital Limited Group of companies makes any warranty as to the accuracy or completeness of the information in this newsletter and disclaims all liability that may arise due to any information contained in this newsletter being inaccurate, unreliable or incomplete. Past performance is not a reliable indicator of future performance.